







Instructions for Completing the Answer Sheet

The Algorithms I exam in the unit COMS10017 "Object-Oriented Programming and Algorithms I" uses a pre-printed answer sheet. You must follow these instructions when completing it.

General

- Enter your 7-digit student number in the boxes at the top of every page of your answer sheet, with one digit per box. Your student number can be found on the back of your UCard. Do not write your name or any other identifying information on the answer sheet.
- The only part of your answer that will be marked is the contents of the boxes on your answer sheet. Extra blank paper for your workings is provided at the end of the question paper, but this will not be marked.
- For this exam, what counts is getting the correct answer, not your workings.

Completing Boxes in the Answer Sheet	✓ Correct	✗ Incorrect
You must complete the answer sheet entirely in pencil. If you make a mistake, then use an eraser. Do not cross out or make any other corrections on your answer sheet.		
Wherever you must enter something in a box in your answer sheet, your answer must fit entirely inside the box.		
Your answers to true/false questions must be crosses, not any other symbols.		

Not following these instructions may lead to you getting zero marks on any affected questions.

Specific Answer Formats

Some questions will ask you to mark statement as true or false. Place a cross completely within exactly one of the True (T) or False (F) boxes to answer these questions.

✓ Correct Examples



Some questions will ask you to enter an integer answer. Enter your answer with one digit per box, right-aligned if you need fewer digits than there are boxes.



Some questions will ask you to enter a formula as free text. Enter this completely within the green box (the box will always be long enough to fit in your full answer with a reasonable size of handwriting).

